



ALPHA
OUTBACK
ENERGY



TSI VEDA 230 VAC



TELECOM




DATA COM



MASS TRANSIT



OIL & GAS



POWER UTILITIES



MODULAR INVERTER MODULE

POWER 0.5 kVA
INPUT 48 Vdc
OUTPUT 230 Vac



DESCRIPTION

VEDA is a compact and scalable modular inverter providing a pure sine wave AC supply. In conjunction with a DC Power system, it provides an excellent AC backup solution. It uses the latest inverter technology, providing superior energy efficiency in a compact size.

The "Twin Sine Innovation" (TSI) technology eliminates all single points of failure with full scalability; up to 32 modules in parallel and high efficiency of up to 88 % reducing operating costs.

APPLICATIONS

All business critical applications and all types of AC loads. The design is modular and scalable with hot-swappable inverter modules which ensures low Mean Time to Repair (MTTR), reduction in service costs and meets the changing needs for future expansion.

MAIN FEATURES

- » Compact design
- » High efficiency
- » Transfer time reduced to 0
- » High Temperature (65° C)
- » Integration in < 300mm depth

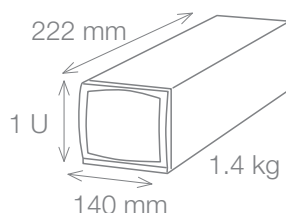
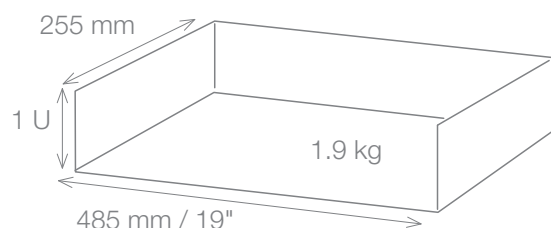
Illustrations are non-binding and may include customized fittings.

Leading AC Backup Technology



48 / 230	
GENERAL	
EMC (immunity)	EN 61000-4-2 / EN 61000-4-3 / EN 61000-4-4 / EN 61000-4-5 / EN 61000-4-6 / EN 61000-4-8
EMC (emission) (class)	EN 55022 (A)
Safety	EN 60950
Cooling / Isolation	Forced / Doubled
MTBF	230 000 hrs
Efficiency (Typical): Enhanced power conversion / on line	/ 88%
Dielectric strength DC/AC	4300 Vdc
True Redundant Systems – compliant	3 disconnection levels on AC out and DC in power ports 4 disconnection levels on AC in port
RoHS	Compliant
Vibration	GR63 office vibration 0 to 100 Hz-0.1 g / transport vibration 5-100 Hz 0.5 g 100 to 500 Hz-1.5 g / Drop test
Operating conditions	Designed for installation in an IP20 or IP21 environment. When installed in a dusty or corrosive environment, appropriate measures (air filtering, ...) must be taken.
Altitude above sea without de-rating	< 1500 m / derating > 1500 m – 0.8 % per 100 m
Ambient / storage temperature / relative humidity	-25 to 65 ° C / -40 to 80 ° C / 95 %, non-condensing
Material (casing)	Coated steel-ALU ZINC
AC OUTPUT POWER	
Nominal Output power (VA) / (W)	600 VA @50° C - 500 VA @65° C / 480 W @50° C - 400 W @65° C
Short time overload capacity	135 % (15 seconds) 110 % permanent within T° range
Admissible load power factor	Full power rating from 0 inductive to 0 capacitive
Internal temperature management and switch off	/
DC INPUT SPECIFICATIONS	
Nominal voltage (DC)	48 V
Voltage range (DC)	40 - 60 V
Nominal current (at 48 Vdc and 400 W output)	9.5 A
Maximum input current (for 15 second) / voltage ripple	21 A / 2 mV
Input voltage boundaries	User selectable with T2S interface
AC INPUT SPECIFICATIONS	
Nominal voltage (AC)	N/A
Voltage range (AC)	N/A
Brownout	N/A
Conformity range before transfer to DC	N/A
Power factor	N/A
Frequency range (selectable) / synchronization range	N/A
AC OUTPUT SPECIFICATIONS	
Nominal voltage (AC*)	220/230/240 V
Frequency / frequency accuracy	50 – 60 Hz / 0.03 %
Total harmonic distortion (resistive load)	< 2 %
Load impact recovery time	0.4 ms
Turn on delay	20 s to 40 s depending on the number of modules installed
Nominal current	2.17 A
Crest factor at nominal power	2.75
With short circuit management and protection	
Short circuit clear up capacity	N/A
Short circuit current after clear up capacity	2.1 x I _n
IN TRANSFER PERFORMANCE	
Max. voltage interruption / total transient voltage duration (max)	N/A / N/A
SIGNALING & SUPERVISION	
Display	Synoptic LED
Alarms output / supervision	Dry contacts on shelf / Standard USB port and MODBUS on T2S, optional : Candis Display / Candis TCP-IP
Remote on / off	On rear terminal of the shelf through T1S or T2S

TSI VEDA 230 – Datasheet v1.2 Specifications can change without notice. New data will be updated on our Web site: www.cet-power.com or www.alpha-outback-energy.com. The present equipment is protected by several international patents, trademarks and copyrights.



*Operation within lower voltage networks leads to de-rating of power performances.

Illustrations are non-binding and may include customized fittings.

Leading AC Backup Technology



ALPHA
OUTBACK
ENERGY



TSI VEDA



ALPHA
OUTBACK
ENERGY

Worldwide Corporate Offices

Headquarter Germany

Hansastraße 8
D-91126 Schwabach
Tel: +49 9122 79889 0
Fax: +49 9122 79889 21
Mail: info@alpha-outback-energy.com

Eastern Europe

ee@alpha-outback-energy.com

Middle East

me@alpha-outback-energy.com

France and Benelux

fbnl@alpha-outback-energy.com

Spain

spain@alpha-outback-energy.com

Russia

russia@alpha-outback-energy.com

Africa

africa@alpha-outback-energy.com

Alpha and Outback Energy GmbH reserves the right to make changes to the products and information contained in this document without notice. Copyright © 2020 Alpha and Outback Energy GmbH. All Rights reserved.

For more information please visit www.alpha-outback-energy.com