

FLEXmax 60/80™

Continuous MPPT Solar Charge Controllers



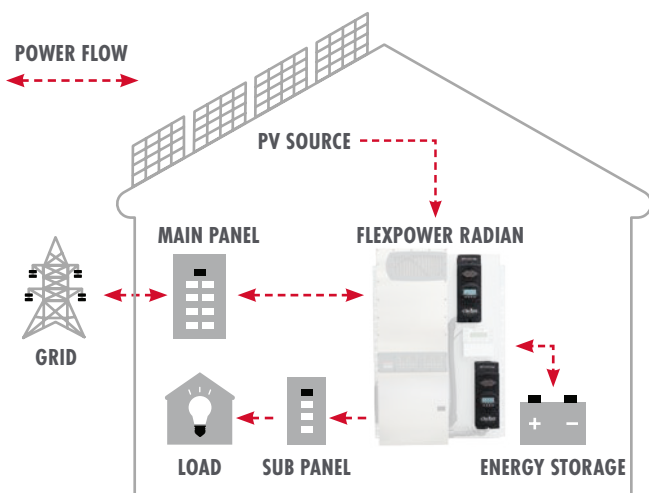
FLEXMAX 60

FLEXMAX 80

- Increases PV array output by up to 30%
- Advanced continuous maximum power point tracking
- Full power output in ambient temperature up to 104°F (40°C)
- Battery voltages from 12 to 60VDC
- Programmable auxiliary control output
- Built-in 128 days of data logging
- Standard 5-year warranty

The FLEXmax family of charge controllers is the industry leading innovation in Maximum Power Point Tracking (MPPT) charge controllers from OutBack Power.

The innovative FLEXmax MPPT software algorithm is both continuous and active, increasing your photovoltaic array power yield up to 30% compared to non-MPPT controllers. Thanks to active cooling and intelligent thermal management cooling, both FLEXmax charge controllers can operate at their full maximum current rating, 60 amps or 80 amps respectively, in ambient temperatures as high as 104°F (40°C). Included in all the FLEXmax charge controllers are the revolutionary features first developed by OutBack Power, including support for a wide range of nominal battery voltages and the ability to step down a higher-voltage solar array to recharge a lower-voltage battery bank. A built-in, backlit 80 character display shows the current status and logged system performance data for the last 128 days at the touch of a button. The integrated OutBack Power network communications allow FLEXmax series charge controllers to be remotely programmed and monitored using the MATE family of system displays and provide unrivaled complete system integration. FLEXmax MPPT charge controllers are the only choice when you demand a high performance, efficient and versatile charge controller for your advanced power system.



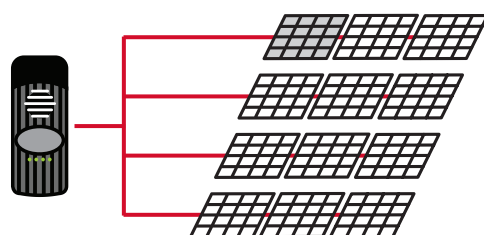
Models*	FLEXmax 80 (FM80 to 150VDC)	FLEXmax 60 (FM60 to 150VDC)
Nominal Battery Voltages	12, 24, 36, 48, or 60VDC (Single model, selectable via field programming at start-up)	12, 24, 36, 48, or 60VDC (Single model, selectable via field programming at start-up)
Maximum Output Current	80A @ 104°F (40°C) with adjustable current limit	60A @ 104°F (40°C) with adjustable current limit
NEC Recommended Solar Maximum Array STC Nameplate	12VDC systems: 1000W / 24VDC systems: 2000W 48VDC systems: 4000W / 60VDC systems: 5000W	12VDC systems: 750W / 24VDC systems: 1500W 48VDC systems: 3000W / 60VDC systems: 3750W
PV Open Circuit Voltage (VOC)	150VDC absolute maximum coldest conditions / 145VDC start-up and operating maximum	150VDC absolute maximum coldest conditions / 145VDC start-up and operating maximum
Standby Power Consumption	Less than 1W typical	Less than 1W typical
Power Conversion Efficiency	97.5% @ 80ADC in a 48VDC system (typical)	98.1% @ 60ADC in a 48VDC system (typical)
Peak Efficiency	60VDC input w/48V battery at 53.1VDC (98.44%)	68VDC input w/48V battery at 52.8VDC (98.31%)
Charging Regulation	Bulk, absorption, float, silent and equalization	Bulk, absorption, float, silent and equalization
Voltage Regulation Set Points	13 to 80VDC user adjustable with password protection	13 to 80VDC user adjustable with password protection
Equalization Charging	Programmable voltage setpoint and duration, automatic termination when completed	Programmable voltage setpoint and duration, automatic termination when completed
Battery Temperature Compensation	Automatic with optional RTS installed / 5.0mV per °C per 2V battery cell	Automatic with optional RTS installed / 5.0mV per °C per 2V battery cell
Voltage Step-Down Capability	Down convert from any acceptable array voltage to any battery voltage. Example: 72VDC array to 24VDC battery; 60VDC array to 48VDC battery	
Programmable Auxiliary Control Output	12VDC output signal which can be programmed for different control applications (maximum of 0.2ADC)	
Status Display	3.1in (8cm) backlit LCD screen, 4 lines with 80 alphanumeric characters total	3.1in (8cm) backlit LCD screen, 4 lines with 80 alphanumeric characters total
Remote Display and Controller	Optional MATE3s, MATE or MATE2	Optional MATE3s, MATE or MATE2
Network Cabling	Proprietary network system using RJ-45 modular connectors with CAT5 cable (8 wires)	Proprietary network system using RJ-45 modular connectors with CAT5 cable (8 wires)
Data Logging	Last 128 days of operation: amp-hours, watt-hours, time in float, peak watts, amps, solar array voltage, maximum battery voltage, minimum battery voltage and absorb time, accumulated amp-hours, and kWh of production	
Operating Temperature Range	-40 to 60°C (power automatically derated above 40°C)	-40 to 60°C (power automatically derated above 40°C)
Environmental Rating	Indoor Type 1	Indoor Type 1
Conduit Knockouts	One 1in (25.4mm) on the back; One 1in (25.4mm) on the left side; Two 1in (25.4mm) on the bottom	One 1in (25.4mm) on the back; One 1in (25.4mm) on the left side; Two 1in (25.4mm) on the bottom
Warranty	Standard 5 year, extended 10 year available	Standard 5 year, extended 10 year available
Weight (lb/kg)	Unit: 12.20 / 5.53 Shipping: 15.5 / 7	Unit: 11.65 / 5.3 Shipping: 14.9 / 6.8
Dimensions H x W x D (in/cm)	Unit: 16.25 x 5.75 x 4.5 / 41.3 x 14.6 x 11.4 Shipping: 19 x 9.5 x 8.5 / 48.3 x 24.1 x 21.6	Unit: 13.75 x 5.75 x 4.5 / 35 x 14.6 x 11.4 Shipping: 17 x 9.5 x 8.5 / 43.2 x 24.1 x 21.6
Options	Remote Temperature Sensor (RTS), HUB4, HUB10.3, MATE, MATE2, MATE3s	Remote Temperature Sensor (RTS), HUB4, HUB10.3, MATE, MATE2, MATE3s
Menu Languages	English and Spanish	English and Spanish
Certifications	ETL Listed to UL1741, CSA C22.2 No. 107.1	ETL Listed to UL1741, CSA C22.2 No. 107.1

*Use appropriate wire size in accordance with NEC.

Low Voltage Charge Controller Advantage—Smaller string size reduces power output loss in the event of inadvertent module shading

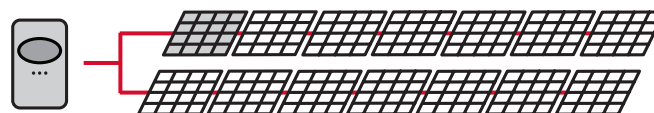
OutBack FLEXmax 80 Charge Controller Lower Voltage Four-String, 3780W Array (315W Modules)

Shading of a single module affects one string, resulting in a power output loss of up to 25%



Competitor Charge Controller Higher Voltage Two-String, 3780W Array (315W Modules)

Shading of a single module affects one string, resulting in a power output loss of up to 50%



Worldwide Corporate Offices

Headquarter Germany

Hansastraße 8
D-91126 Schwabach
Tel: +49 9122 79889 0
Fax: +49 9122 79889 21
Mail: info@alpha-outback-energy.com

Eastern Europe

ee@alpha-outback-energy.com

Middle East

me@alpha-outback-energy.com

France and Benelux

fbnl@alpha-outback-energy.com

Spain

spain@alpha-outback-energy.com

Russia

russia@alpha-outback-energy.com

Africa

africa@alpha-outback-energy.com

Alpha and Outback Energy GmbH reserves the right to make changes to the products and information contained in this document without notice. Copyright © 2020 Alpha and Outback Energy GmbH. All Rights Reserved.

For more information please visit www.alpha-outback-energy.com