


## OPzV 4400 Datasheet

### Technical Characteristics

Capacity (Ah), C120 (1,85 V/cell, 20°C)	4248	
Capacity (Ah), C10 (1,80 V/cell, 20°C)	3240	
Number of plates (+) per cell	24	
Floating voltage set point (V/cell)	2,25	
Maximum initial charge current (A)	0,3 C10	
Recommended Boost Charge Voltage (V/cell)	2,35	
Recommended End of Discharge voltage for 120-hr rate (V/cell)	1,85	
Short circuit current (A)	18460	
Internal resistance (mOhm/cell)	0,110	
Number of cycles at 50%/60% depth of discharge (at 20°C)	3.000/2.500	
Number of cycles at 50%/60% depth of discharge (at 25°C)	2.400/2.100	
Self-discharge rate per month at 20 °C	Approx. 2%	
Dimensions in mm (LxWxH1/H2) H1 = Height to the lid / H2 = Height to the pole	576 x 212 x 772 / 799	
Weight (kg)	240	
Type and number of poles	M10 / 8	

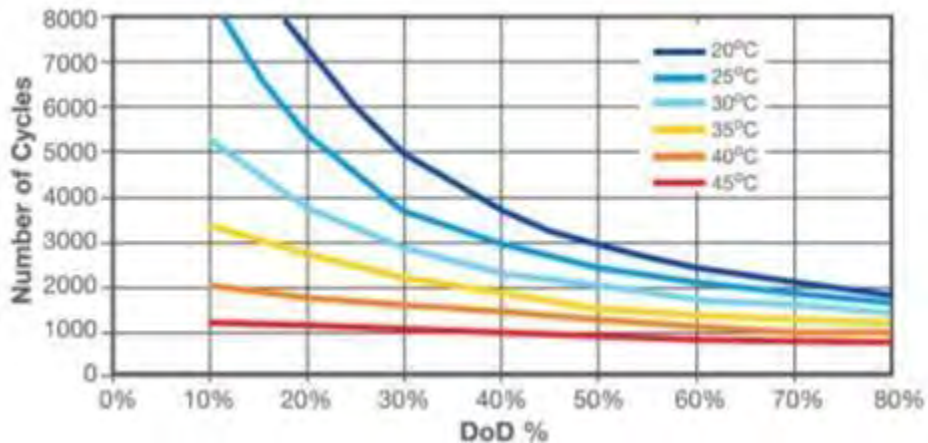
### Constant Current Discharge in A (at 20°C)

Discharge Time											
End Voltage (V/cell)	10 h	12 h	20 h	24 h	48 h	50 h	72 h	100 h	120 h	168 h	240 h
<b>1,80 V</b>	324,00	279,73	182,98	156,66	85,55	82,49	59,44	44,02	37,18	27,11	19,28
<b>1,83 V</b>	308,02	266,63	175,52	150,57	82,81	79,90	57,76	42,89	36,27	26,50	18,88
<b>1,85 V</b>	294,79	255,59	168,95	145,15	80,28	77,47	56,18	41,81	35,40	25,92	18,49
<b>1,90 V</b>	252,65	220,17	147,45	127,24	71,53	69,09	50,50	37,83	32,14	23,66	16,96
<b>1,92 V</b>	231,89	202,65	136,74	118,31	67,12	64,86	47,59	35,76	30,42	22,45	16,13
<b>2,00 V</b>	130,24	116,14	82,84	73,09	44,12	42,77	32,16	24,55	20,94	15,44	10,93

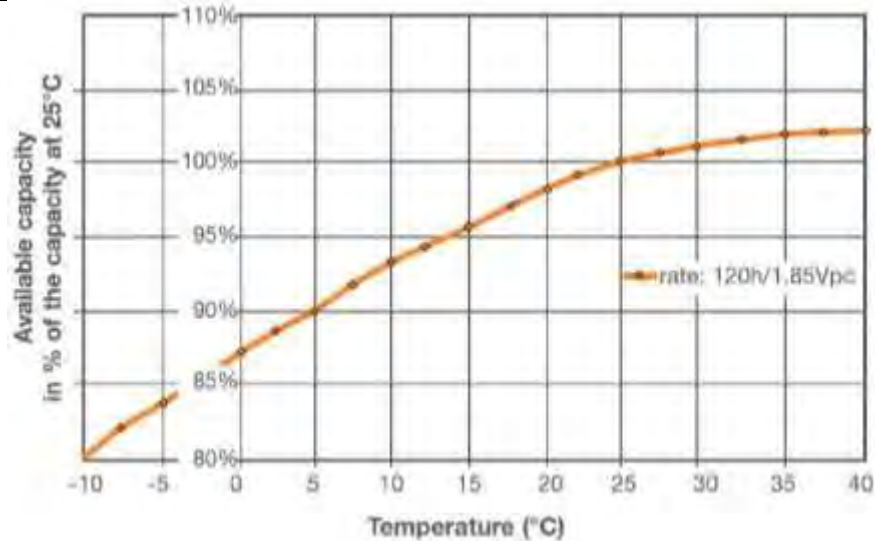
### Constant Power Discharge in W/cell (at 20°C)

Discharge Time											
End Voltage (V/cell)	10 h	12 h	20 h	24 h	48 h	50 h	72 h	100 h	120 h	168 h	240 h
<b>1,80 V</b>	611,12	529,95	350,58	301,29	166,83	161,01	116,87	87,11	73,83	54,16	38,77
<b>1,83 V</b>	583,59	507,22	337,45	290,55	161,98	156,39	113,87	85,09	72,20	53,07	38,04
<b>1,85 V</b>	560,60	487,94	325,85	280,92	157,43	152,04	111,02	83,13	70,62	52,02	37,34
<b>1,90 V</b>	486,08	424,96	287,12	248,56	141,44	136,72	100,58	75,79	64,59	47,82	34,48
<b>1,92 V</b>	448,55	393,12	267,47	232,11	133,24	128,85	95,15	71,90	61,37	45,52	32,90
<b>2,00 V</b>	257,94	230,35	165,40	146,15	89,08	86,55	65,30	50,44	42,88	31,81	22,77

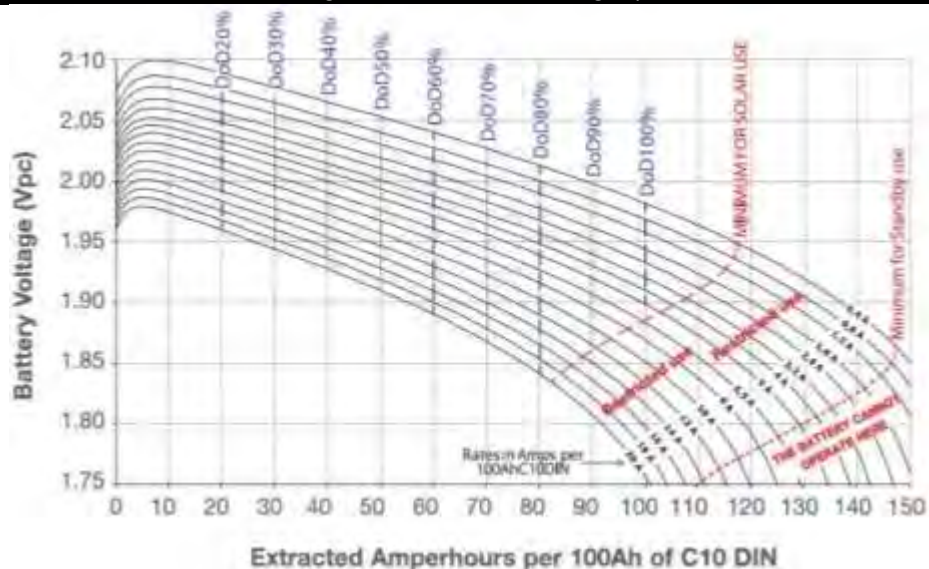
### Expected Number of Cycles vs. DoD



### Capacity vs. Temperature



### Guidance for the initial Low-voltage Disconnect Settings (25°C Reference Temperature)



#### Worldwide Corporate Offices

##### Headquarter Germany

Hansastraße 8  
D-91126 Schwabach  
Tel: +49 9122 79889 0  
Fax: +49 9122 79889 21  
Mail: info@alpha-outback-energy.com

##### Eastern Europe

ee@alpha-outback-energy.com

##### France and Benelux

fbnl@alpha-outback-energy.com

##### Russia

russia@alpha-outback-energy.com

##### Middle East

me@alpha-outback-energy.com

##### Spain

spain@alpha-outback-energy.com

##### Africa

africa@alpha-outback-energy.com